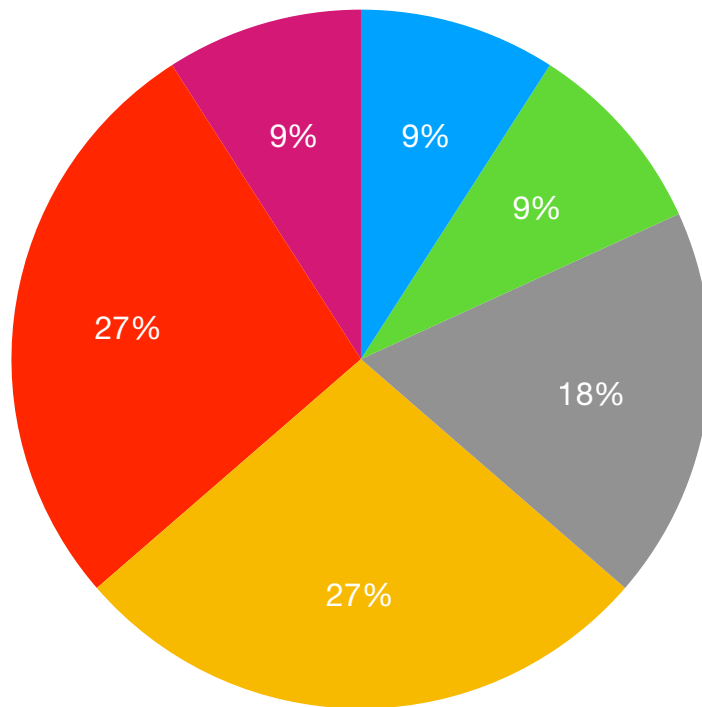


# CARR & CO SOLICITORS

## Equality and Diversity

Age distribution of employees across the whole firm

● 16-24 ● 25-34 ● 35-44 ● 45-54 ● 55-64 ● 65+



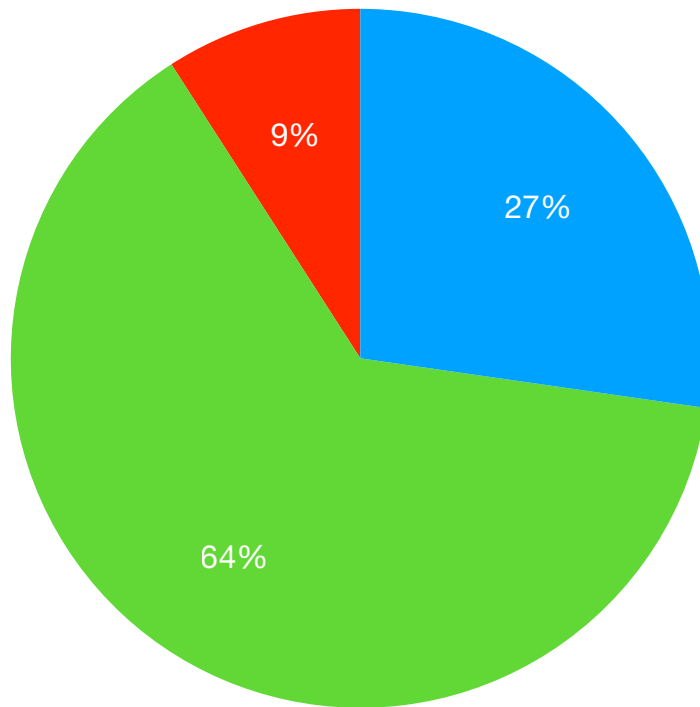
### Breakdown by sex as a percentage of all staff

Role category	Male	Female
Full equity solicitor partners	66%	34%
Salaried or partial equity solicitor partners	0%	0%

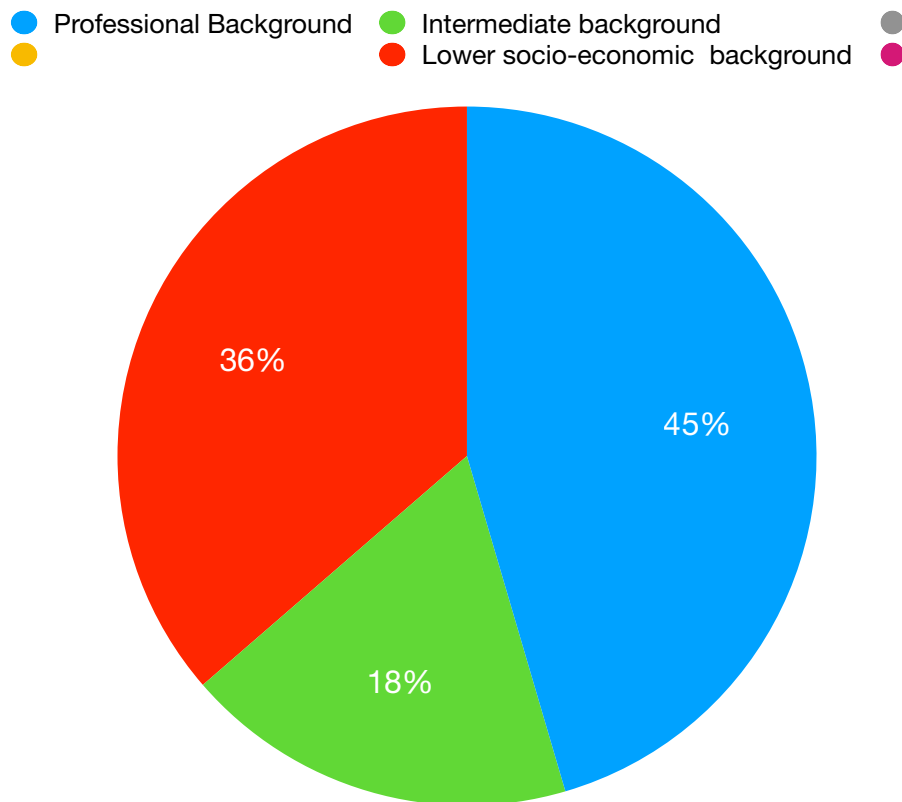
Solicitors	0%	100%
Other fee earners (eg. trainees, paralegals, legal execs)	0%	100%
Role directly supporting fee earner (eg. PA(s))	0%	0%
Business services – Managerial	0%	100%
Business services – Support	0%	100%

Staff ethnic breakdown with the roles reduced to three main categories

● Asian   
 ● White   
 ●   
 ●   
 ● Dual Heritage   
 ●



## The socio-economic background categories



## Type of school employee attended between the ages of 11 and 16

